

Form 19197

(638)

Printed in U. S. A.

LIST OF PARTS



MACHINES
Nos. 29K58, 29K60
and 29K62

** A TRADE MARK OF

THE SINGER MANUFACTURING COMPANY

From the library of: Superior Sewing Machine & Supply LLC

INSTRUCTIONS FOR OILING

To ensure easy running and prevent unnecessary wear of the parts which are in movable contact, the machine requires oiling and when in continuous use, "TYPE B" or "TYPE D" OIL, sold only by Singer Sewing Machine Company, should be applied at least twice each day to all oil holes marked "OIL", as instructed in Form K 4814.

"TYPE D" OIL is stainless.

Copyright, U. S. A., 1934

by The Singer Manufacturing Co.

All Rights Reserved for all Countries

INDEX

	Page
Accessories.....	15
Bobbin Winders.....	15
Machine Bases for Power Tables.....	16
Machine No. 29K58.....	5
Machine No. 29K60.....	12
Machine No. 29K62.....	14
Numerical List of Parts.....	17
Obsolete Parts.....	16

INSTRUCTIONS FOR ORDERING

In ordering from this list, use ONLY the part NUMBER in the FIRST column.

The number stamped on a Sewing Machine Part is in every case the number of the single part only.

Every combination of parts sent out as such has its specific number, which, although not stamped on the parts, must be used when ordering the combination.

Each number always indicates the SAME PART in whatever list it appears, or for whatever machine.

The letters after some of the numbers indicate the style of finish only, as follows:

- A-Hardened, Polished, Nickel Plated and Buffed
- B-Polished, Nickel Plated and Buffed
- C-Hardened Only
- D-Polished Only
- E-Soft, Not Polished
- F-Jardened and Polished
- F.J-Hardened, Polished and Nickel Plated
- G-Bright Rumbled and Nickel Plated
- H-Blued
- J-Nickel Plated Only
- K-Hardened and Nickel Plated
- L-Brass Plated
- M-Oxidized
- N-Japanned, Dull
- P-Japanned, Bright
- R-Merlized
- S-Cadmium Plating
- T-Copper Plated
- T.A-Hardened, Polished, Copper and Nickel Plated and Buffed
- T.B-Copper and Nickel Plated and Polished
- T.J-Copper and Nickel Plated Only
- T.K-Hardened, Copper and Nickel Plated
- T.L-Copper and Brass Plated
- T.M-Copper Plated and Oxidized
- U-Zinc Plated
- V-Silver Plated
- W-Polished and Nickel Plated
- X-Black Oxide, for Iron and Steel
- X.C-Hardened and Black Oxide, for Iron or Steel
- Y-Black Nickel Plated Only
- Z-Chromium Plated
- Z.A-Hardened, Polished, Nickel Plated, Buffed and Chromium Plated
- Z.B-Polished, Nickel Plated, Buffed and Chromium Plated
- Z.C-Hardened and Chromium Plated
- Z.J-Nickel and Chromium Plated

These letters MUST BE USED when they appear in the list; and AFTER the number as in the list.


In this series:

- 1 to 1500, 50001 to 51500 and 140001 to 142000 are Screw Numbers
- 1501 to 1800 and 51501 to 51800 are Nut Numbers
- 1801 to 2000 and 51801 to 52000 are Roller Numbers
- 2001 to 50000 and 52001 to 140000 and 142001 to 190000 are Sewing Machine Parts, 190001 and upward are numbers of Electrical Parts.

The figures in the second column refer only to the plates, illustrating the parts, and are NOT TO BE USED in ordering.

Parts marked with an asterisk (*) are furnished only when repairs are made at factory.

LIST OF PARTS COMPLETE FOR



MACHINE No. 29K58

ON STAND No. 25278

(LIST PRICE OF THE MACHINE DOES NOT INCLUDE STAND)

12 $\frac{1}{4}$ INCHES FROM NEEDLE TO BASE OF ARM.

Universal Upper Feed. Oscillating Horizontal Shuttle. Stop Motion Balance Wheel. Replaceable Steel Horn. Convenient and Positive Adjustment of Presser Foot Lift. Eccentric Adjustment for Shuttle Timing. Check Lever Thread Take-up Adjustment with Indicator. Graduated Feed Motion Bell Crank to indicate the length of Stitch. Width at end of Shuttle Driving Gear Box 1 inch, depth $\frac{7}{8}$ inch. Two-speed Drive, diameter of belt grooves 3 inches and 5 inches. For Boot and Shoe Repairing, Slipper Work, etc.

No.	Plate	Name
*82158	----	Arm with 4449, 15404 and two 15405....
118E	1998	" Base Screw.

PARTS FOR MACHINE No. 29K58

No.	Plate	Name
4288	1991	Arm Side Cover (back).....
82034	----	" " " (front) for use when machine is fitted with Balance Wheel on end of Shaft.....
51224W	----	Arm Side Cover Thumb Screw.....
82159	1988	Balance Wheel.....
81866	1991	" " " Handle (wood).....
SS135D	1998	" " " Spindle.....
1519E	1998	" " " Nut.....
SS569C	1999	" " Retaining Screw.....
82160	1992	" " Stop Motion Flanged Bushings with two 434C.....
434C	1998	Balance Wheel Stop Motion Flanged Bushings Binding Screw.....
82161	1993	Balance Wheel Stop Motion Plunger....
82162	1993	" " " " " Spring
761C	1999	" " " " " Stop Screw.....
NN98R	1999	Balance Wheel Stop Motion Plunger Thumb Nut.....
82163	----	Balance Wheel and Stop Motion complete, Nos. NN98R, SS135D, SS569C, 761C, 1519E, 81866 and 82159 to 82162...
82052	1990	Balance Wheel Hub.....
SS45E	1998	" " " Screw.....
82008	1995	" " " Shaft.....
81869	1997	" " " Gear.....
11663	1994	" " " " Pin.....
82121	----	Balance Wheel Hub complete, Nos. 11663, 81869, 82008 and 82052.....
Note: When machines are fitted with Balance Wheel on Shaft, Arm Side Cover No. 82034 is supplied in place of No. 82121.		
8659	1997	Check Lever.....
82189	1993	" " Indicator Body.....
NN100K	1999	" " " Lock Nut...
82164	1993	" " " Index Head.....
82165	1993	" " " " " Locat- ing Plunger.....
2975	1993	Check Lever Indicator Index Head Lo- cating Plunger Spring.....
56033	1993	Check Lever Indicator Index Head Stop Pin.....
8554	1995	Check Lever Joint Pin.....
8555	1997	" " Spring.....
193F	1998	" " " Screw.....
82216	1994	" " " Steady Pin.....
SS570K	1999	" " Thread Take-up Adjusting Screw.....

No.	Plate	Name
NN99K	1999	Check Lever Thread Take-up Adjusting Screw Lock Nut.....
82166	----	Check Lever Thread Take-up Adjusting Screw with Indicator complete, Nos. NN99K, NN100K, SS570K, 2975, 56033, 82164, 82165 and 82189.....
SS337F	1998	Check Lever Thread Take-up Adjusting Screw.....
NN66J	1998	Check Lever Thread Take-up Adjusting Screw Thumb Nut.....
Note: Nos. SS337F and NN66J are only supplied in place of 82166 when specified on order.		
82007	1995	Feeding Foot.....
8557	1995	" " (narrow fork) fine.....
8558	1995	" " " " coarse....
8666	1995	" " (for waxed thread).....
193F	1998	" " Screw.....
Note: No. 82007 is supplied with this Machine un- less otherwise specified on order.		
82167	1996	Feed Motion Bell Crank Lever.....
194E	1998	" " " " " Joint Screw
82149	1989	" " Cam Wheel with RR18 and 81868.....
11663	1994	Feed Motion Cam Wheel Pin.....
82053	1990	" " Ring Slide Bar with 1816..
1816	1998	" " " " " Roller and Stud.....
8675	1991	Foot Bar.....
8564	1997	" " Revolving Joint.....
82054	1995	" " " " " Bearing.....
82055	----	" " " " " " 82054 with 8564 and 8571.....
8569	1995	Foot Bar Revolving Joint Hinge Pin....
82056	1995	" " " " " Slide Rod....
NN96J	1999	" " " " " " Lock Nut (lower).....
NN101J	1999	Foot Bar Revolving Joint Slide Rod Lock Nut (upper).....
8571	1997	Foot Bar Revolving Joint Washer.....
82057	1991	Foot Bar Revolving Joint complete, Nos. NN96J, NN101J, 82055 and 82056....
82058	1990	Head of Machine.....
128D	1998	" Binding Screw.....
8573	1991	" Revolving Bush.....
8574	1994	" " " Friction Spring...
8575	1995	" " " " " Pin
193F	1998	" " " " " Screw
82123	1990	" " " Handle.....

PARTS FOR MACHINE No. 29K58

No.	Plate	Name
152F	1998	Head Revolving Bush Handle Screw.....
SS535W	1999	" " " Stop Thumb Screw..
8577	1997	" " " Supporting Washer.
211D	1998	" " " " " "
		Screw.....
82059	1991	Lifter.....
66F	1998	" Hinge Screw.....
*82215	----	Lower Arm and Bed.....
8582	1994	" " " " Steady Pin.....
82030	1991	Needle Bar.....
81858	1994	" " Clamp with 237F.....
SS50F	1998	" " " Screw.....
237F	1998	" " Needle Clamping Screw.....
8656	1994	" " Thread Tension Spring.....
SS133D	1998	" " " " " Screw
82031	----	Needle Bar complete, Nos. SS50F, 8656, 81858, 82030 and two SS133D.....
8661	1987	Needle Bar Cam and Pulley Wheel with 361C.....
3012	1994	Needle Bar Cam and Pulley Wheel Pin...
361C	1998	" " " " " " Set Screw.....
81859	1987	Needle Bar Driving Lever with 1801 and 82216.....
1801	1998	Needle Bar Driving Lever Cam Roller and Stud.....
8586	1997	Needle Bar Driving Lever Joint Pin....
82190	1996	" " Piston Joint (for use with 82166).....
81860	1995	Needle Bar Piston Joint (for use with SS337 and NN66).....
Note: No. 81860 only supplied when specified on order.		
8589	1995	Needle Bar Piston Joint Pin.....
82169	----	" Plate (Fine and Medium Needle Holes).....
82170	1993	Needle Plate (Medium and Coarse Needle Holes).....
84W	1998	Needle Plate Bearing Screw.....
82171	1993	" " Locating Plunger.....
82172	1996	" " " " Spring..
82173	1993	" " Releasing Lever.....
82063	1995	" " " " Hinge Pin
8670	1991	Oil Cup with 8597 and 8695.....
8695	1995	" " Oil Pad (cloth).....
327D	1998	" " Screw.....
8597	1994	" " Spring.....
82174	1996	Pinion Cover Plate.....
1423J	1999	" " " Screw.....

No.	Plate	Name
82175	1989	Rack (long).....
82176	1989	" (short).....
82010	1987	Shaft.....
4449	1990	" Bushing.....
8604	1994	Shuttle Bobbin.....
*8654	1994	" Body.....
662F	1998	" Tension Regulating Screw.....
8611	1994	" Spring.....
8603	----	Shuttle complete, Nos.662F, 8604, 8611 and 8654.....
Note: No. 8603 is supplied with this Machine unless otherwise specified on order.		
81876	1994	Shuttle Tension Spring.....
81964	----	Shuttle complete, Nos.662F, 8604, 8654 and 81876.....
82177	1993	Shuttle Carrier with 241D and 8610....
82178	1996	" " Driving Pinion.....
82179	1993	" " " " Bushing
SS571E	1999	" " " " Screw..
82180	1996	" " Following Pinion.....
82181	1996	" " " " Stud.
8610	1994	" " Spring.....
241D	1998	" " " Screw.....
82073	1990	" Driving Cam with SS235C.....
82122	----	" " " and Gear,Nos.81872 and 82073.....
81872	1997	Shuttle Driving Cam Gear.....
3012	1994	" " " " Pin.....
SS235C	1998	" " " " Set Screw....
1808	1998	" " " Roller and Stud...
82182	1989	" " Gear Box.....
11661	1993	" " " " Position Pin.
146J	1999	" " " " Screw.....
82183	----	Shuttle Driving Gear Box complete,Nos. SS571E, 82063, 82171 to 82182 and two 1423J.....
82184	1992	Shuttle Driving Lever with 1808.....
SS572C	1999	" " " Bearing Screw...
82185	1989	" " " Connecting Rod..
82186	1989	" " " " "
		End (back).....
82194	1989	Shuttle Driving Lever Connecting Rod End (front).....
8569	1995	Shuttle Driving Lever Connecting Rod End Pin (back).....
8645	1995	Shuttle Driving Lever Connecting Rod End Pin (front).....
89E	1998	Shuttle Driving Lever Connecting Rod Hinge Screw.....


No.	Plate	Name
82187	1989	Shuttle Driving Lever Connecting Rod complete, Nos. 8569, 8645, 82185, 82186 and 82194.....
SS573C	1999	Shuttle Driving Lever Eccentric Stud..
1520R	1998	" " " " " Nut
8601	1994	Spool Pin.....
82188	1993	Stitch Regulator.....
8616	1995	" " " " " Gib.....
291W	1998	" " " " " Thumb Screw.....
413D	1998	Tension (side) Adjusting Stud.....
1560W	1998	" (") " " " Thumb Nut
2102	1997	" (") Disc.....
2103	1997	" (") Spring.....
82116	1995	" (") Thread Guide Pin.....
668D	1997	" (top) Adjusting Stud.....
1560W	1998	" (") " " " Thumb Nut
8617	1997	" (") Cup (release).....
8618	1997	" (") Disc.....
84113	1997	" (") " Washer (leather)...
8619	1997	" (") Spring.....
8620	1995	Thread Eyelet (Head of Arm).....
193F	1998	" " " " " Screw.....
82151	----	Vibrating Presser Lifting Lever (for light work).....
82150	1989	Vibrating Presser Lifting Lever (for medium work).....
82152	----	Vibrating Presser Lifting Lever (for heavy work).....
Note: No. 82150 is supplied with this Machine unless otherwise specified on order.		
41D	1998	Vibrating Presser Lifting Lever Screw.
82153	1996	" " " " " Shaft.
82155	1996	" " " " " " "
		Adjusting Lever.....
515J	1998	Vibrating Presser Lifting Lever Shaft
		Adjusting Lever Clamping Screw....
8568	1994	Vibrating Presser Lifting Lever Shaft
		Adjusting Lever Clamping Screw
		Rivet.....
648J	1998	Vibrating Presser Lifting Lever Shaft
		Adjusting Lever Hinge Screw.....
82154	1995	Vibrating Presser Lifting Lever Shaft
		Lever with 1177C.....
1177C	1998	Vibrating Presser Lifting Lever Shaft
		Lever Clamping Screw.....
RR18	1998	Vibrating Presser Roller.....
81868	1994	" " " " " Pin.....
82083	1991	" " " " " Spring (light).....

No.	Plate	Name
82129	1991	Vibrating Presser Spring (heavy).....
Note: No. 82129 is supplied with this Machine unless otherwise specified on order.		
82130	1991	Vibrating Presser Spring Bar.....
NN88W	1998	" " " " Adjusting Nut.....
82131	1997	Vibrating Presser Spring Bar Collar...
179E	1998	" " " " Screw
*15404	----	Trade Mark.....
15405	----	" " Rivet.....

SINGER Needles should be used
in **SINGER** Machines
These Needles and their Containers
are marked with the
Company's Trade Mark "SIMANCO.***" 1

Needles in Containers marked
"FOR SINGER MACHINES"
are NOT **SINGER** made needles. 2

PARTS SPECIAL TO



MACHINE No. 29K60

ON STAND No. 94609

(LIST PRICE OF THE MACHINE DOES NOT INCLUDE STAND)

17½ INCHES FROM NEEDLE TO BASE OF ARM.

Universal Upper Feed. Oscillating Horizontal Shuttle. Stop Motion Balance Wheel. Replaceable Steel Horn. Convenient and Positive Adjustment of Presser Foot Lift. Eccentric Adjustment for Shuttle Timing. Check Lever Thread Take-up Adjustment with Indicator. Graduated Feed Motion Bell Crank to indicate the length of Stitch. Width at end of Shuttle Driving Gear Box $1\frac{5}{32}$ inches, depth $1\frac{1}{16}$ inches. Two-speed Drive, diameter of belt grooves $3\frac{1}{4}$ inches and $5\frac{1}{2}$ inches. Large Shuttle. For Waxed Thread. For Boot and Shoe Repairing, Slipper Work, etc.

NOTE: THIS MACHINE IS THE SAME AS 29K58 WITH
THE FOLLOWING EXCEPTIONS:

No.	Plate	Name
*82195	----	Arm with 4449, 15404 and two 15405....
8666	1995	Feeding Foot.....

Note: No. 8666 is supplied with this Machine unless otherwise specified on order.

No.	Plate	Name
*82200	----	Lower Arm and Bed.....
82212	1992	Needle Bar.....
81888	1994	" " Clamp with 237F.....
82213	----	Needle Bar complete, Nos. SS50F, 8656, 81888, 82212 and two SS133D.....
81941	1987	Needle Bar Cam and Pulley Wheel with 361C.....
81942	1987	Needle Bar Driving Lever with 1801 and 82216.....
81943	1997	Needle Bar Driving Lever Joint Pin....
82199	1996	" " Piston Joint (for use with 82166).....
81891	1995	Needle Bar Piston Joint (for use with SS337 and NN66).....
Note: No. 81891 only supplied when specified on order.		
82201	----	Needle Plate (Fine and Medium Needle Holes).....
82202	1993	Needle Plate (Medium and Coarse Needle Holes).....
82203	1993	Needle Plate Locating Plunger Spring..
82204	1996	Pinion Cover Plate.....
82011	1987	Shaft.....
82552	1994	Shuttle Bobbin.....
7868	1994	" " Retaining Spring.....
SS133D	1998	" " " " Screw.
81952-81993	1994	" Body.....
82205	1993	" Carrier.....
82206	1996	" " Driving Pinion.....
82207	1989	" Driving Gear Box.....
82208	1993	" " " " Position Pin.
82209	----	Shuttle Driving Gear Box complete, Nos. SS571E, 82063, 82171, 82173, 82175, 82176, 82179 to 82181, 82203 to 82207 and two 1423J.....
SS575C	1999	Shuttle Driving Lever Bearing Screw...
82210	1989	" " Connecting Rod..
82211	1989	Shuttle Driving Lever Connecting Rod complete, Nos. 8569, 8645, 82186, 82194 and 82210.....
SS132D	1998	Shuttle Tension Regulating Screw.....
81994	1994	" " Spring.....
81951	1994	" Thread Pull-off.....
404D	1998	" " " " Screw.....
81952	----	Shuttle complete, Nos. SS132D, SS133D, 404D, 7868, 81951, 81993, 81994 and 82552.....
80548	1997	Tension (side) Spring (for darning tension or waxed thread).....

PARTS SPECIAL TO MACHINE No. 29K62

17½ INCHES FROM NEEDLE TO BASE OF ARM.

Universal Upper Feed. Oscillating Horizontal Shuttle. Stop Motion Balance Wheel. Replaceable Steel Horn. Convenient and Positive Adjustment of Presser Foot Lift. Eccentric Adjustment for Shuttle Timing. Check Lever Thread Take-up Adjustment with Indicator. Graduated Feed Motion Bell Crank to indicate the length of Stitch. Width at end of Shuttle Driving Gear Box 1 inch, depth 7/8 inch. Two-speed Drive, diameter of belt grooves 3¼ inches and 5½ inches. For Waxed Thread. For Boot and Shoe Repairing, Slipper Work, etc.

NOTE: THIS MACHINE IS THE SAME AS 29K58 WITH
THE FOLLOWING EXCEPTIONS:

No.	Plate	Name
*82195	----	Arm with 4449, 15404 and two 15405....
*82196	----	Lower Arm and Bed.....
81941	1987	Needle Bar Cam and Pulley Wheel with 361C.....
81942	1987	Needle Bar Driving Lever with 1801 and 82216.....
81943	1997	Needle Bar Driving Lever Joint Pin....
82199	1996	" " " Piston Joint (for use with 82166).....
81891	1995	Needle Bar Piston Joint (for use with SS337 and NN66).....
Note: No. 81891 only supplied when specified on order.		
82011	1987	Shaft.....
SS575C	1999	Shuttle Driving Lever Bearing Screw...
82197	1989	" " " Connecting Rod..
82198	1989	Shuttle Driving Lever Connecting Rod complete, Nos. 8569, 8645, 82186, 82194 and 82197.....

ACCESSORIES

ACCESSORIES SUPPLIED WITH 29K58 AND 29K62 MACHINES

No.	Plate	Name
-----	----	Instruction Book.....
50616E	1999	Machine Screw (for fastening Machine to Stand).....
SS418E	1998	Machine Screw (for fastening Machine to Power Table).....
82833	1994	Machine Screw Washer for use with SS418E.....
29 x 4	----	Needles (2 each, sizes 19, 21 and 22).
8590	1991	Needle Bar Threading Wire.....
36569	----	Oiler with 36571.....
36570	----	" 36569 filled with oil.....
36571	----	" Spout, 1 3/4 in. long with 36807
36807	----	" " Washer (leather).....
25537	----	Screw Driver (Machine).....
120378	----	" " (Shuttle Tension).....
8604	1994	Shuttle Bobbin.....

ACCESSORIES SUPPLIED WITH 29K60 MACHINE

THESE ARE THE SAME AS FOR 29K58 MACHINE WITH THE FOLLOWING EXCEPTION:

No.	Plate	Name
82552	1994	Shuttle Bobbin.....

BOBBIN WINDERS

BOBBIN WINDER FOR 29K58 AND 29K62 MACHINES

No.	Plate	Name
8684	1484	Eccentric.....
SS469W	1998	" Thumb Screw.....
82096	1484	Frame.....
128D	1998	" Screw.....
8651	1484	Spindle.....
81965	----	" 8651 with 8371.....
8371	1484	" Pulley.....
2460	1484	" " Rubber Ring.....
82087	1484	Bobbin Winder complete, Nos. 128D, SS469W, 2460, 8684, 81965 and 82086..

BOBBIN WINDER FOR 29K60 MACHINE

No.	Plate	Name
8684	1484	Eccentric.....
SS469W	1998	" Thumb Screw.....
82086	1484	Frame.....
128D	1998	" Screw.....
82088	1484	Spindle.....
82089	----	" 82088 with 8371.....
8371	1484	" Pulley.....
2460	1484	" " Rubber Ring.....
82090	1484	Bobbin Winder complete, Nos. 128D, SS469W, 2460, 8684, 82086 and 82089..

MACHINE BASES FOR POWER TABLES

No.	Plate	Name
82214	----	Machine Base, for 29K58 Machine.....
82113	----	" " " 29K60 and 29K62 Ma- chines.....
50616E	1999	Machine Base Screw (for fastening Base to Machine).....
-----	----	Machine Base Wood Screw 1" No. 12 (for fastening Base to Power Table)....

These bases are only supplied when specified on order and are charged extra.

OBSOLETE PARTS

No.	Plate	Name
286D	1998	Arm Side Cover Thumb Screw, use 51224D
14026	----	Check Lever Spring Steady Pin for 81859 and 81942, use 82216.....
*82168	----	Lower Arm and Bed for 29K58 Machine, use 82215.....

NUMERICAL LIST OF PARTS

No.	Plate	Name
RR18	1998	Vibrating Presser Roller for 82149....
41D	1998	" " Lifting Lever Screw.
SS45E	1998	Balance Wheel Hub Screw.....
SS50F	1998	Needle Bar Clamp Screw for 82031 and 82213.....
66F	1998	Lifter Hinge Screw.....
NN66J	1998	Check Lever Thread Take-up Adjusting Screw Thumb Nut.....
84W	1998	Needle Plate Bearing Screw.....
NN88W	1998	Vibrating Presser Spring Bar Adjusting Nut.....
89E	1998	Shuttle Driving Lever Connecting Rod Hinge Screw.....
NN96J	1999	Foot Bar Revolving Joint Slide Rod Lock Nut (lower) for 82057.....
NN98R	1999	Balance Wheel Stop Motion Plunger Thumb Nut for 82163.....
NN99K	1999	Check Lever Thread Take-up Adjusting Screw Lock Nut for 82166.....
NN100K	1999	Check Lever Indicator Body Lock Nut for 82166.....
NN101J	1999	Foot Bar Beveling Joint Slide Rod Lock Nut (upper) for 82057.....
118E	1998	Arm Base Screw.....
128D	1998	Bobbin Winder Frame Screw for 82087 and 82090.....
128D	1998	Head Binding Screw.....
SS132D	1998	Shuttle Tension Regulating Screw for 81952.....
SS133D	1998	Needle Bar Thread Tension Spring Screw for 82031 and 82213.....
SS133D	1998	Shuttle Bobbin Retaining Spring Screw for 81952.....
SS135D	1998	Balance Wheel Handle Spindle for 82163
146J	1999	Shuttle Driving Gear Box Screw.....
152F	1998	Head Revolving Bush Handle Screw.....
179E	1998	Vibrating Presser Spring Bar Collar Screw.....
193F	1998	Check Lever Spring Screw.....
193F	1998	Feeding Foot Screw.....
193F	1998	Head Revolving Bush Friction Spring Screw.....
193F	1998	Thread Eyelet Screw.....
194E	1998	Feed Motion Bell Crank Lever Joint Screw.....

NUMERICAL LIST OF PARTS

No.	Plate	Name
211D	1998	Head Revolving Bush Supporting Washer Screw.....
SS235C	1998	Shuttle Driving Cam Gear Set Screw for 82073.....
237F	1998	Needle Bar Needle Clamping Screw for 81858 and 81868.....
241D	1998	Shuttle Carrier Spring Screw for 82177
286D	1998	Arm Side Cover Thumb Screw, obsolete, use 51224D.....
291W	1998	Stitch Regulator Thumb Screw.....
327D	1998	Oil Cup Screw.....
SS337F	1998	Check Lever Thread Take-up Adjusting Screw.....
361C	1998	Needle Bar Cam and Pulley Wheel Set Screw for 8661 and 81941.....
404D	1998	Shuttle Thread Pull-off Screw for 81952.....
413D	1998	Tension (side) Adjusting Stud.....
SS418E	1998	Machine Screw (for fastening Machine to Power Table).....
434C	1998	Balance Wheel Stop Motion Flanged Bushing Binding Screw for 82160...
SS469W	1998	Bobbin Winder Eccentric Thumb Screw for 82087 and 82090.....
515J	1998	Vibrating Presser Lifting Lever Shaft Adjusting Lever Clamping Screw....
SS535W	1999	Head Revolving Bush Stop Thumb Screw..
SS569C	1999	Balance Wheel Retaining Screw for 82163.....
SS570K	1999	Check Lever Thread Take-up Adjusting Screw for 82166.....
SS571E	1999	Shuttle Carrier Driving Pinion Screw for 82183 and 82209.....
SS572C	1999	Shuttle Driving Lever Bearing Screw for 29K58 Machine.....
SS573C	1999	Shuttle Driving Lever Eccentric Stud..
SS575C	1999	" " " Bearing Screw for 29K60 and 29K62 Machines.....
648J	1998	Vibrating Presser Lifting Lever Shaft Adjusting Lever Hinge Screw.....
662F	1998	Shuttle Tension Regulating Screw for 8603 and 81964.....
668D	1997	Tension (top) Adjusting Stud.....
761C	1999	Balance Wheel Stop Motion Plunger Stop Screw for 82163.....
1177C	1998	Vibrating Presser Lifting Lever Shaft Lever Clamping Screw for 82154....
1423J	1999	Pinion Cover Plate Screw for 82183 and 82209.....

NUMERICAL LIST OF PARTS

19

No.	Plate	Name
1519E	1998	Balance Wheel Handle Spindle Nut for 82163.....
1520R	1998	Shuttle Driving Lever Eccentric Stud Nut.....
1560W	1998	Tension (side) Adjusting Stud Thumb Nut.....
1560W	1998	Tension (top) Adjusting Stud Thumb Nut
1801	1998	Needle Bar Driving Lever Cam Roller and Stud for 81859 and 81942.....
1808	1998	Shuttle Driving Cam Roller and Stud for 82184.....
1816	1998	Feed Motion Ring Slide Bar Roller and Stud for 82053.....
2102	1997	Tension (side) Disc.....
2103	1997	" " Spring for 29K58 and 29K62 Machines.....
2460	1484	Bobbin Winder Spindle Pulley Rubber Ring for 82087 and 82090.....
2975	1993	Check Lever Indicator Index Head Locating Plunger Spring for 82166...
3012	1994	Needle Bar Cam and Pulley Wheel Pin...
3012	1994	Shuttle Driving Cam Gear Pin.....
4288	1991	Arm Side Cover (back).....
4449	1990	Shaft Bushing for 82158 and 82195.....
7868	1994	Shuttle Bobbin Retaining Spring for 81952.....
8371	1484	Bobbin Winder Spindle Pulley for 81965 and 82089.....
8554	1995	Check Lever Joint Pin.....
8555	1997	" " Spring.....
8557	1995	Feeding Foot (narrow fork, fine) for 29K58 and 29K62 Machines.....
8558	1995	Feeding Foot (narrow fork, coarse) for 29K58 and 29K62 Machines.....
9564	1997	Foot Bar Revolving Joint for 82055....
8568	1994	Vibrating Presser Lifting Lever Shaft Adjusting Lever Clamping Screw Rivet.....
8569	1995	Foot Bar Revolving Joint Hinge Pin....
8569	1995	Shuttle Driving Lever Connecting Rod End Pin (back) for 82187, 82198 and 82211.....
8571	1997	Foot Bar Revolving Joint Washer for 82055.....
8573	1991	Head Revolving Bush.....
9574	1994	" " " Friction Spring...
8575	1995	" " " " Pin
9577	1997	" " " Supporting Washer.
8582	1994	Lower Arm and Bed Steady Pin.....

NUMERICAL LIST OF PARTS

No.	Plate	Name
8586	1997	Needle Bar Driving Lever Joint Pin for 29K58 Machine.....
8589	1995	Needle Bar Piston Joint Pin.....
8590	1991	" " Threading Wire (Accessories)
8597	1994	Oil Cup Spring for 8670.....
8601	1994	Spool Pin.....
8603	----	Shuttle complete for 29K58 and 29K62 Machines, Nos.662F, 8604, 8611 and 8664.....
8604	1994	Shuttle Bobbin for 8603 and 81964.....
8610	1994	" Carrier Spring for 82177.....
8611	1994	" Tension Spring for 8603.....
8616	1995	Stitch Regulator G1b.....
8617	1997	Tension (top) Cup (Release).....
8618	1997	" " Disc.....
8619	1997	" " Spring.....
8620	1995	Thread Eyelet (head of arm).....
8645	1995	Shuttle Driving Lever Connecting Rod End Pin (front) for 82187, 82198 and 82211.....
8651	1484	Bobbin Winder Spindle for 81965.....
*8654	1994	Shuttle Body for 8603 and 81964.....
8656	1994	Needle Bar Thread Tension Spring for 82031 and 82213.....
8659	1997	Check Lever.....
8661	1987	Needle Bar Cam and Pulley Wheel with 361C for 29K58 Machine.....
8666	1995	Feeding Foot (for Waxed Thread).....
8670	1991	Oil Cup with 8597 and 8695.....
8675	1991	Foot Bar.....
8684	1484	Bobbin Winder Eccentric for 82087 and 82090.....
8695	1995	Oil Cup Oil Pad (cloth) for 8670.....
11661	1993	Shuttle Driving Gear Box Position Pin for 29K58 and 29K62 Machines.....
11663	1994	Balance Wheel Shaft Gear Pin for 82121
11663	1994	Feed Motion Cam Wheel Pin
14026	----	Check Lever Spring Steady Pin for 81859 and 81942, obsolete, use 82216.....
*15404	----	Trade Mark for 82158 and 82195.....
15405	----	" " Rivet for 82158 and 82195..
25537	----	Screw Driver (Machine) Accessories
36569	----	Oiler with 36571 for 36570.....
36570	----	Oiler 36569 filled with oil (Accessories).....
36571	----	Oiler Spout 1 3/4 in. long with 36807, for 36569.....
36907	----	Oiler Spout Washer (leather) for 36571

NUMERICAL LIST OF PARTS

21

No.	Plate	Name
50616E	1999	Machine Base Screw, for fastening Base to Machine.....
50616E	1999	Machine Screw, for fastening machine to stand.....
51224W	----	Arm Side Cover Thumb Screw.....
56033	1993	Check Lever Indicator Index Head Stop Pin for 82166.....
80548	1997	Tension (side) Spring (for darning tension or waxed thread) for 29K60 Machine.....
81858	1994	Needle Bar Clamp with 237F, for 82031.
91859	1987	" " Driving Lever with 1801 and 82216, for 29K58 Machine.....
81860	1995	Needle Bar Piston Joint (for use with SS337 and NN66) for 29K58 Machine.
81866	1991	Balance Wheel Handle (Wood) for 82163.
81868	1994	Vibrating Presser Roller Pin for 82149
81869	1997	Balance Wheel Shaft Gear for 82121....
81872	1997	Shuttle Driving Cam Gear for 82122....
81876	1994	" Tension Spring for 81964.....
81888	1994	Needle Bar Clamp with 237F, for 82213.
81891	1995	" " Piston Joint (for use with SS337 and NN66) for 29K60 and 29K62 Machines.....
81941	1987	Needle Bar Cam and Pulley Wheel with 361C, for 29K60 and 29K62 Machines
81942	1987	Needle Bar Driving Lever with 1801 and 82216, for 29K60 and 29K62 Machines
81943	1997	Needle Bar Driving Lever Joint Pin for 29K60 and 29K62 Machines.....
81951	1994	Shuttle Thread Pull-off for 81952.....
81952	----	Shuttle complete for 29K60 Machine, Nos. SS132D, SS133D, 404D, 7868, 81951, 81993, 81994 and 82552.....
81964	----	Shuttle complete for 29K58 and 29K62 Machines, Nos. 662F, 8604, 8654 and 81876.....
81965	----	Bobbin Winder Spindle 8651 with 8371, for 82087.....
81993	1994	Shuttle Body for 81952.....
81994	1994	" Tension Spring for 81952.....
82007	1995	Feeding Foot for 29K58 and 29K62 Machines.....
82008	1995	Balance Wheel Shaft for 82121.....
82010	1987	Shaft for 29K58 Machine.....
82011	1987	Shaft for 29K60 and 29K62 Machines....
82030	1991	Needle Bar for 82031.....
82031	----	Needle Bar complete for 29K58 and 29K62 Machines, Nos. SS50F, 8658, 81858, 82030 and two SS133D.....

NUMERICAL LIST OF PARTS

No.	Plate	Name
82034	----	Arm Side Cover (front) for use when machine is fitted with Balance Wheel on end of Shaft.....
82052	1990	Balance Wheel Hub for 82121.....
82053	1990	Feed Motion Ring Slide Bar with 1816..
82054	1995	Foot Bar Revolving Joint Bearing for 82055.....
82055	----	Foot Bar Revolving Joint Bearing 82054 With 8564 and 8571, for 82057.....
82056	1995	Foot Bar Revolving Joint Slide Rod for 82057.....
82057	1991	Foot Bar Revolving Joint complete, Nos. NN96J, NN101J, 82055 and 82056....
82058	1990	Head of Machine.....
82059	1991	Lifter.....
82063	1995	Needle Plate Releasing Lever Hinge Pin for 82183 and 82209.....
82073	1990	Shuttle Driving Cam with SS235C, for 82122.....
82083	1991	Vibrating Presser Spring (light).....
82086	1484	Bobbin Winder Frame for 82087 and 82090.....
82087	1484	Bobbin Winder complete for 29K58 and 29K62 Machines, Nos. 128D, SS469W, 2460, 8684, 81965 and 82086.....
82088	1484	Bobbin Winder Spindle for 82089.....
82089	----	" " " 82088 with 8371, for 82090.....
82090	1484	Bobbin Winder complete for 29K60 Machine, Nos. 128D, SS469W, 2460, 8684, 82086 and 82089.....
82113	----	Machine Base (for Power Table) for 29K60 and 29K62 Machines.....
82116	1995	Tension (side) Thread Guide Pin.....
82121	----	Balance Wheel Hub complete, Nos. 11663, 81869, 82008 and 82052.....
82122	----	Shuttle Driving Cam and Gear, Nos. 81872 and 82073.....
82123	1990	Head Revolving Bush Handle.....
82129	1991	Vibrating Presser Spring (heavy).....
82130	1991	" " " Bar.....
82131	1997	" " " Collar...
82149	1989	Feed Motion Cam Wheel with RR18 and 81868.....
82150	1989	Vibrating Presser Lifting Lever (for medium work).....
82151	----	Vibrating Presser Lifting Lever (for light work).....
82152	----	Vibrating Presser Lifting Lever (for heavy work).....

No.	Plate	Name
82153	1996	Vibrating Presser Lifting Lever Shaft.
82154	1996	" " " " "
		Lever with 1177C.....
82155	1996	Vibrating Presser Lifting Lever Shaft Adjusting Lever.....
*82158	----	Arm with 4449, 15404 and two 15405, for 29K58 Machine.....
82159	1988	Balance Wheel for 82163.....
82160	1992	Balance Wheel Stop Motion Flanged Bushing with two 434C, for 82163..
82161	1993	Balance Wheel Stop Motion Plunger for 82163.....
82162	1993	Balance Wheel Stop Motion Plunger Spring for 82163.....
82163	----	Balance Wheel and Stop Motion complete, Nos. NN98R, SS135D, SS569C, 761C, 1519E, 81866 and 82159 to 82162...
82164	1993	Check Lever Indicator Index Head for 82166.....
82165	1993	Check Lever Indicator Index Head Lo- cating Plunger for 82166.....
82166	----	Check Lever Thread Take-up Adjusting Screw with Indicator complete, Nos. NN99K, NN100K, SS570K, 2975, 56033, 82164, 82165 and 82189.....
82167	1996	Feed Motion Bell Crank Lever.....
*82168	----	Lower Arm and Bed for 29K58 Machine, obsolete, use 82215.....
82169	----	Needle Plate (Fine and Medium Needle Holes) for 29K58 and 29K62 Ma- chines.....
82170	1993	Needle Plate (Medium and Coarse Needle Holes) for 29K58 Machine.....
82171	1993	Needle Plate Locating Plunger for 82183 and 82209.....
82172	1996	Needle Plate Locating Plunger Spring for 82183.....
82173	1993	Needle Plate Releasing Lever for 82183 and 82209.....
82174	1996	Pinion Cover Plate for 82183.....
82175	1989	Rack (long) for 82183 and 82209.....
82176	1989	" (short) for 82183 and 82209.....
82177	1993	Shuttle Carrier with 241D and 8610, for 82183.....
82178	1996	Shuttle Carrier Driving Pinion for 82183.....
82179	1993	Shuttle Carrier Driving Pinion Bushing for 82183 and 82209.....
82180	1996	Shuttle Carrier Following Pinion for 82183 and 82209.....

NUMERICAL LIST OF PARTS

No.	Plate	Name
82181	1996	Shuttle Carrier Following Pinion Stud for 82183 and 82209.....
82182	1989	Shuttle Driving Gear Box for 82183....
82183	----	Shuttle Driving Gear Box complete for 29K58 and 29K62 Machines, Nos. SS571E, 82063, 82171 to 82182 and two 1423J.....
82184	1992	Shuttle Driving Lever with 1808.....
82185	1989	" " " Connecting Rod for 82187.....
82186	1989	Shuttle Driving Lever Connecting Rod End (back) for 82187, 82198 and 82211.....
82187	1989	Shuttle Driving Lever Connecting Rod complete for 29K58 Machine, Nos. 8569, 8645, 82185, 82186 and 82194
82188	1993	Stitch Regulator.....
82189	1993	Check Lever Indicator Body for 82166..
82190	1996	Needle Bar Piston Joint (for use with 82166) for 29K58 Machine.....
82194	1989	Shuttle Driving Lever Connecting Rod End (front) for 82187, 82198 and 82211.....
*82195	----	Arm with 4449, 15404 and two 15405, for 29K60 and 29K62 Machines.....
*82196	----	Lower Arm and Bed for 29K62 Machine...
82197	1989	Shuttle Driving Lever Connecting Rod for 82198.....
82198	1989	Shuttle Driving Lever Connecting Rod complete for 29K62 Machine, Nos. 8569, 8645, 82186, 82194 and 82197
82199	1996	Needle Bar Piston Joint (for use with 82166) for 29K60 and 29K62 Machines.....
*82200	----	Lower Arm and Bed for 29K60 Machine...
82201	----	Needle Plate (Fine and Medium Needle Holes) for 29K60 Machine.....
82202	1993	Needle Plate (Medium and Coarse Needle Holes) for 29K60 Machine.....
82203	1993	Needle Plate Locating Plunger Spring for 82209.....
82204	1996	Pinion Cover Plate for 82209.....
82205	1993	Shuttle Carrier for 82209.....
82206	1996	" " Driving Pinion for 82209
82207	1989	" Driving Gear Box for 82209....
82208	1993	" " " Position Pin for 29K60 Machine.....

No.	Plate	Name
82209	----	Shuttle Driving Gear Box complete for 29K60 Machine, Nos. SS571E, 82063, 82171, 82173, 82175, 82176, 82179 to 82181, 82203 to 82207 and two 1423J.....
82210	1989	Shuttle Driving Lever Connecting Rod for 82211.....
82211	1989	Shuttle Driving Lever Connecting Rod complete for 29K60 Machine, Nos. 8569, 8645, 82186, 82194 and 82210
82212	1992	Needle Bar for 82213.....
82213	----	Needle Bar complete for 29K60 Machine, Nos. SS50F, 8656, 81888, 82212 and two SS133D.....
82214	----	Machine Base (for Power Table) for 29K58 Machine.....
*82215	----	Lower Arm and Bed for 29K58 Machine...
82216	1994	Check Lever Spring Steady Pin for 81059 and 81942.....
82552	1994	Shuttle Bobbin for 81952.....
82833	1994	Machine Screw Washer (for use with SS418E).....
84113	1997	Tension (top) Disc washer (leather)...
120378	----	Screw Driver (shuttle tension) Ac- cessories.....

SINGER Needles should be used
in **SINGER** Machines
These Needles and their Containers
are marked with the
Company's Trade Mark "SIMANCO.*" ¹

Needles in Containers marked
"FOR SINGER MACHINES"
are NOT **SINGER** made needles. ²

SINGER Needles should be used
in **SINGER** Machines
These Needles and their Containers
are marked with the
Company's Trade Mark "SIMANCO.**" 1

Needles in Containers marked
"FOR SINGER MACHINES"
are NOT **SINGER** made needles. 2

PLATE 1484 - FULL SIZE





PLATE 1987 - ONE-FOURTH SIZE

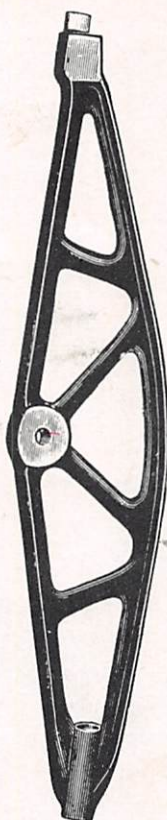
82011 82010




82241
-81942



81859



81941



8661




PLATE 1988 - ONE-FOURTH SIZE

82159



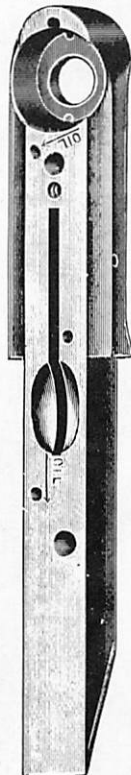


PLATE 1989 - ONE-HALF SIZE

82182



82207



82175



82187



82211



82198



82194

82194

82194

82185

82186


82210

82197

82186

82186

82149



82176



82150



PLATE 1990 - ONE-HALF SIZE






PLATE 1991 - ONE-HALF SIZE

82030 8675




8573




82129 82130



8590



4288



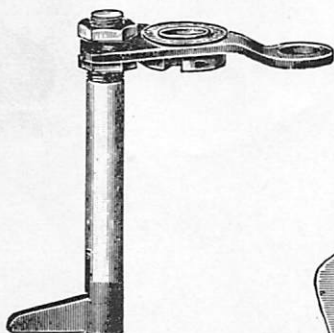
82083



81866



82057



82059



8670

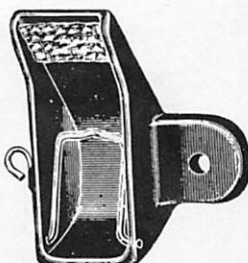


PLATE 1992 - ONE-HALF SIZE

82212



82184



82160


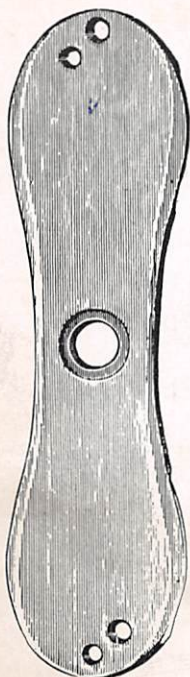
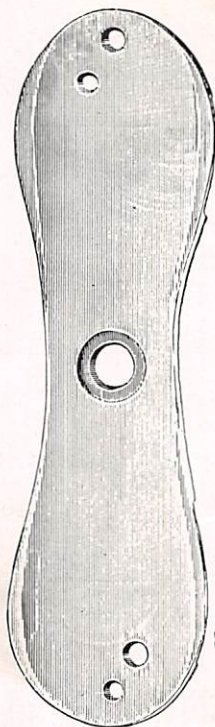


PLATE 1993 - FULL SIZE


82170



82202



82161



82162




82164



82165



82205



82177



82203



2975



56033



82189



82188



82179



82173



11661



82171




82208



81952

PLATE 1994 - FULL SIZE



81993



8654



7868



81994




81951



8574



8604



82552



8611



8610



81876



81858



81888



8656



81868



11663



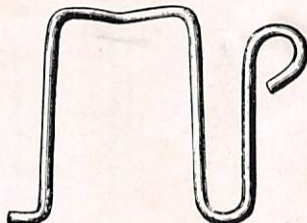
8568



8582



3012



8597



82216




82833




8601

PLATE 1995 - FULL SIZE


82054




82056




81860



81891



82008



8575



8569



8695



8620



82063



82116



8645



8554




8589




8616



8557



8558



8666



82007





PLATE 1996 - FULL SIZE

82190



82199




82174




82204




82167



82153



82154




82172



82181



82155



82178



82180




82206




PLATE 1997 - FULL SIZE

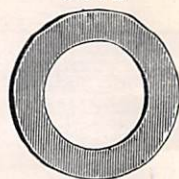
81869



81872



8571



81943



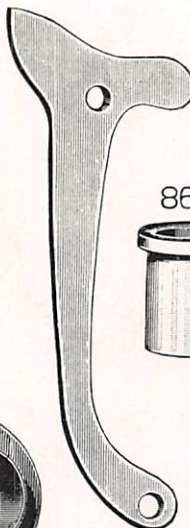
8586



668



8659



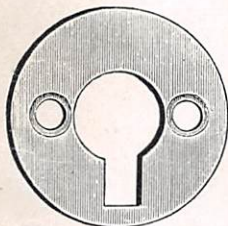
8555



8617



8577



8564



8619



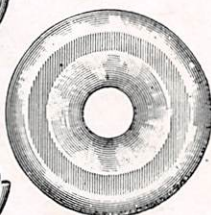
82131



2103



8618



2102



84113



80548



PLATE 1998 - FULL SIZE




PLATE 1999 - FULL SIZE

SS535



SS573



SS572



SS575



SS569



SS570



SS571



146



761



1423



50616



NN96



NN98



NN99



NN100



NN101





